

Intercom System Amplifier

MODEL: IMA-516

APPLICATIONS

The IMA-516 Amplifier has three different applications:

- Intercom system for home or office.** This type of intercom system may include inside, patio, and door speakers. Optional equipment may be connected to the intercom system: (A) a separate NuTone Radio-Intercom System or other low-level radio/music source may be connected to the intercom amplifier to supply it radio music; (B) a NuTone Electronic chime may be connected to the amplifier to provide the door chime tones to the intercom speakers.
- Door answering for apartments.** The IMA-516 system can be used for low-rise buildings of up to 20 units with one main entry. A typical system for low-rise apartments with a single main entry includes an entrance directory (with push buttons and speaker), apartment speakers (with built-in door buzzer), and an electronic door release. A typical system for townhouse apartments with separate entrances includes individual door speakers and apartment speakers (with built-in door buzzer or a separate door chime). As an option, an electronic door release may be used.
- Music-Only Speaker System.** A separate radio/music source may be connected to a non-intercom IMA-516 speaker system to provide a music-only system. There are two ways to use this application; (A) connection to a NuTone Radio-Intercom System can provide radio/music (through the IMA-516) to selected locations where intercom is not needed; (B) connection to a low-level output from an existing radio/music source to extend the music to other locations via the IMA-516 speaker system.

INTERCOM SYSTEM FOR HOME AND OFFICE

The Model ISB-53 (shown) is the most common speaker used for this system. The features of this system include: intercom, monitoring and privacy.

INTERCOM - Press the INTERCOM button to speak with inside or patio speakers. To speak with the door speaker, lock in the DOOR button and press INTERCOM button. To listen, release the intercom button.

MONITORING - To monitor a specific speaker location, press the TALK LOCK button. The speaker will now transmit to other speakers.
NOTE: Be certain the speaker set for monitoring has the volume control set to maximum level.

PRIVACY - If you do not want the intercom calls to be heard at a particular speaker location, the speaker volume control must be turned to the off position. Refer to your NuTone catalog for additional speakers that are available for this system.

DOOR ANSWERING INTERCOM FOR APARTMENTS

N482BXWH - includes built-in buzzer, talk-listen lever, door-lock release switch and volume control.

To speak with the door speaker, press the intercom switch to the TALK position.

To listen, hold the intercom switch in the LISTEN position.

to activate the door release, press the door switch to the OPEN position.

MUSIC-ONLY SPEAKER SYSTEM

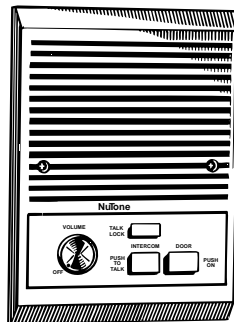
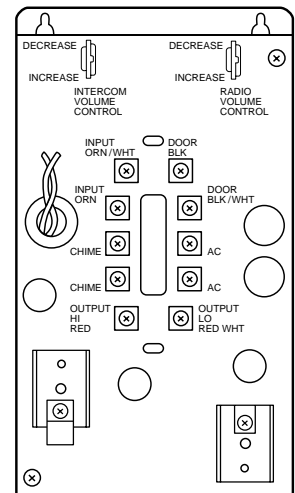
The maximum volume of the music is set at the source of the music. The amplifier features a built-in Radio Volume Control which may be used to decrease the volume set at the music source. The volume can also be adjusted at each speaker (if the speaker features a volume control).

TROUBLESHOOTING GUIDE


(Refer to the illustration below when adjusting the system's volume controls.)

1. System does not work.	1. Be certain the household electricity is being supplied to the system transformer. Check house fuse or circuit breaker.
2. Low intercom volume.	2. The intercom Volume Control in the amplifier may be set too low.
3. Squealing in speaker.	3. If reducing the speaker's volume control does not affect the pitch of the squeal, the Intercom Volume Control in the amplifier is probably set too high.
4. Talk over the intercom is garbled.	4. If the volume control of the speaker that is receiving the call has no effect, the Intercom Volume Control in the amplifier is probably set too high.
5. Low or no radio music volume (optional feature).	5. Be certain the volume setting at the radio music source is set sufficiently high. Next, try increasing the Radio Volume Control in the amplifier.

IMA-516 AMPLIFIER (WITH COVER REMOVED)



ISB-53



N482BX

TWO YEAR LIMITED WARRANTY

WARRANTY OWNER: NuTone warrants to the original consumer purchaser of its products that such products will be free from defects in materials or workmanship for a period of two (2) years from the date of original purchase. **THERE ARE NO OTHER WARRANTIES, EXPRESS OR IMPLIED, INCLUDING, BUT NOT LIMITED TO, IMPLIED WARRANTIES OF MERCHANTABILITY OR FITNESS FOR A PARTICULAR PURPOSE.**

During this two year period, NuTone will, at its option, repair or replace, without charge, any product or part which is found to be defective under normal use and service. **THIS WARRANTY DOES NOT EXTEND TO FLUORESCENT LAMP STARTERS OR TUBES.** This warranty does not cover (a) normal maintenance and service or (b) any products or parts which have been subject to misuse, negligence, accident, improper maintenance or repair (other than by NuTone), faulty installation or installation contrary to recommended installation instructions.

The duration of any implied warranty is limited to the two year period as specified for the express warranty. Some states do not allow limitation on how long an implied warranty lasts, so the above limitation may not apply to you.

NUTONE'S OBLIGATION TO REPAIR OR REPLACE, AT NUTONE'S OPTION, SHALL BE THE PURCHASER'S SOLE AND EXCLUSIVE REMEDY UNDER THIS WARRANTY. NUTONE SHALL NOT BE LIABLE FOR INCIDENTAL, CONSEQUENTIAL OR SPECIAL DAMAGES ARISING OUT OF OR IN CONNECTION WITH PRODUCT USE OR PERFORMANCE. Some states do not allow the exclusion or limitation of incidental or consequential damages, so the above limitation or exclusion may not apply to you. This warranty gives you specific legal rights, and you may also have other rights, which vary from state to state. This warranty supersedes all prior warranties.

WARRANTY SERVICE: To qualify for warranty service, you must (a) notify NuTone at the address stated below or telephone 1/800-543-8687, (b) give the model number and part identification and (c) describe the nature of any defect in the product or part. At the time of requesting warranty service, you must present evidence of the original purchase date.

Date of Installation

Builder or Installer

Model No. and Product Description

IF YOU NEED ASSISTANCE OR SERVICE:

For the location of your nearest NuTone Independent Authorized Service Center:
Residents of the contiguous United States Dial Free 1-800-543-8687

Please be prepared to provide:

Product model number • Date and Proof of purchase • The nature of the difficulty

Residents of Alaska or Hawaii should write to: NuTone Inc. Attn: Department of National Field Service, Madison and Red Bank Roads, Cincinnati Ohio 45227-1599.

Residents of Canada should write to: NuTone Canada Inc., 6300 Tomken Road, Mississauga, Ontario, Canada L5T 1N2.

Rev. 4/99