

Surface-Mounted Repeating Tone Door Chime

MODEL: LA-20 SERIES

PLANNING

- Your NuTone Door Chime is designed for three-door operation; First Door – repeating signal; Second Door – two-note signal; Third Door – one-note signal.
- If the home is multiple-level or large ranch style, two or more chimes should be used to provide adequate coverage.

WIRING

CAUTION: Be sure house power is turned off when wiring the transformer.

NOTE: When fastening chime wiring to wall studs and ceiling joists, care must be taken to avoid possible “shorts” that might be created by allowing staples or clips to cut through the protective wiring insulation.

1. Refer to Figure 1. Mount the transformer to a convenient junction box (attic location is not recommended) or circuit breaker box. Connect house power leads to transformer leads – black to black and white to white.
2. Refer to Figure 2. Label all wires. Run 18-22 gauge 2-conductor wire from transformer and pushbuttons to chime location.

WIRING OPTIONS

This chime sounds three different tones; a repeating tone, a two-note tone, and a one-note tone. The selection of what tones to use at each door is a matter of owner's choice. If you do not want to use the repeating tone, simply do not wire a pushbutton to the terminal marked RPT. Select what tone you want played by each pushbutton, and then wire the chime accordingly.

MOUNTING CHIME BASE PLATE

Refer to Figure 3. Pull wires through hole in base plate. Secure base plate to wall with supplied screws.

MAKING WIRE CONNECTIONS

IMPORTANT: Be sure wires do not touch tone bars or power units after making wiring connections.

Refer to Figure 2. Make wire connections to terminals as shown. Using wire connector, join all common wires.

NOTE: Upon completion of installation, if the chime does not operate properly, check the pushbutton(s) for poor contact or loose connections.

MOUNTING COVER

Insert tab (on back of cover) into slot in top of base plate.

MAINTENANCE INSTRUCTIONS

If chime plungers should ever become “sluggish” in their movement, clean plungers with a nonflammable cleaning fluid and wipe dry.

CAUTION: NEVER OIL CHIME PLUNGERS.

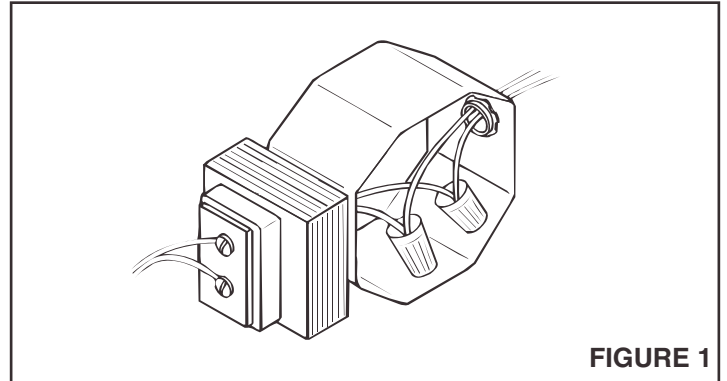


FIGURE 1

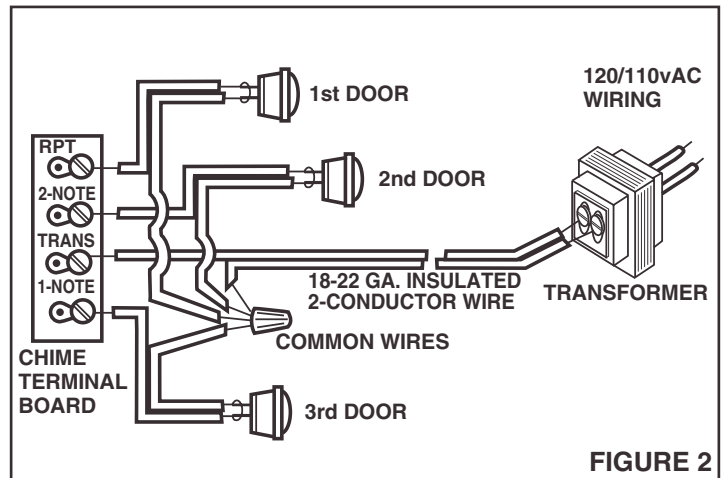


FIGURE 2

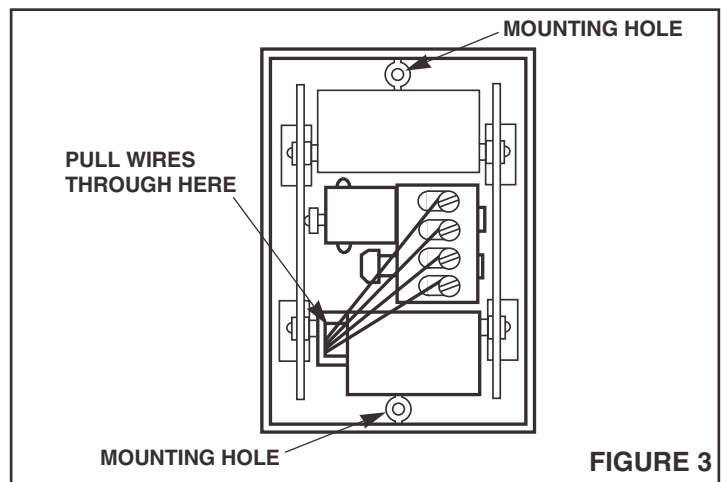


FIGURE 3

REPLACEMENT PARTS OR SERVICE

Contact your local Authorized NuTone Parts Outlet or Service Center. If you are unable to do so, contact: NuTone Inc., Madison and Red Bank Roads, Cincinnati, Ohio 45227. Attention: Department of National Field Service.

NuTone®

One Year Limited Warranty

WARRANTY OWNER: NuTone warrants to the original consumer purchaser of its products that such products will be free from defects in materials or workmanship for a period of one (1) year from the date of original purchase. **THERE ARE NO OTHER WARRANTIES, EXPRESS OR IMPLIED, INCLUDING, BUT NOT LIMITED TO, IMPLIED WARRANTIES OF MERCHANTABILITY OR FITNESS FOR A PARTICULAR PURPOSE.**

During this one year period, NuTone will, at its option, repair or replace, without charge, any product or part which is found to be defective under normal use and service. **THIS WARRANTY DOES NOT EXTEND TO FLUORESCENT LAMP STARTERS OR TUBES, FILTERS, DUCT, ROOF CAPS, WALL CAPS AND OTHER ACCESSORIES FOR DUCTING.** This warranty does not cover (a) normal maintenance and service or (b) any products or parts which have been subject to misuse, negligence, accident, improper maintenance or repair (other than by NuTone), faulty installation or installation contrary to recommended installation instructions.

The duration of any implied warranty is limited to the one year period as specified for the express warranty. Some states do not allow limitation on how long an implied warranty lasts, so the above limitation may not apply to you.

NUTONE'S OBLIGATION TO REPAIR OR REPLACE, AT NUTONE'S OPTION, SHALL BE THE PURCHASER'S SOLE AND EXCLUSIVE REMEDY UNDER THIS WARRANTY. NUTONE SHALL NOT BE LIABLE FOR INCIDENTAL, CONSEQUENTIAL OR SPECIAL DAMAGES ARISING OUT OF OR IN CONNECTION WITH PRODUCT USE OR PERFORMANCE. Some states do not allow the exclusion or limitation of incidental or consequential damages, so the above limitation or exclusion may not apply to you. This warranty gives you specific legal rights, and you may also have other rights, which vary from state to state. This warranty supersedes all prior warranties.

WARRANTY SERVICE: To qualify for warranty service, you must (a) notify NuTone at the address stated below or telephone 1/800-543-8687, (b) give the model number and part identification and (c) describe the nature of any defect in the product or part. At the time of requesting warranty service, you must present evidence of the original purchase date.

Date of Installation

Builder or Installer

Model No. and Product Description

IF YOU NEED ASSISTANCE OR SERVICE:

For the location of your nearest NuTone Independent Authorized Service Center:

Residents of the contiguous United States Dial Free 1-800-543-8687

Please be prepared to provide:

Product model number • Date and Proof of purchase • The nature of the difficulty

Residents of Alaska or Hawaii should write to: NuTone Inc. Attn: Department of National Field Service, 4820 Red Bank Road, Cincinnati Ohio 45227-1599.

Residents of Canada should write to: Broan-NuTone Canada, 1140 Tristar Drive, Mississauga, Ontario, Canada L5T 1H9.

Rev. 03/2001