


CUSTOM HOOD BLOWERS



Powerful cooktop ventilation and functional lighting - for use with custom hoods.

FEATURES

Model 320

Interior-mounted blower for conventional cooking

- Twin centrifugal blower - 420 cfm
- Plug-in, thermally protected motor with resilient mounting and permanent lubrication
- Uses Model 420 rough-in kit with 3¼" x 10" duct
- Add transition, ductwork, elbows, and roof cap (see back)

Model 323

Interior-mounted high capacity blower

- Twin centrifugal blower - 1170 cfm
- Plug-in, thermally protected motor with resilient mounting and permanent lubrication
- Heat Sentry™ protection - turns blower on to high speed when excess cooking heat is detected
- Uses Model 422 rough-in kit with 4½" x 18½" discharge
- Add transition, ductwork, elbows, and roof cap (see back)

Model 329H

Control pack for use with Model 331H & 332H Exterior Blower

- Model 331H moves 600 cfm
- Model 332H moves 900 cfm
- Heat Sentry™ protection - turns blower on to high speed when excess cooking heat is detected
- Add appropriate transition and ductwork (see back)

TYPICAL SPECIFICATION

Blower system shall be Broan Model 320 (Model 323).
 Blower system to have solid-state controls with infinite adjustment.
 Filters to be washable aluminum.
 Unit to have two lamps, each with 100 watt bulbs.
 Motor to be permanently lubricated, thermally protected, and resiliently mounted.
 Air delivery shall be no less than, and sound levels no greater than listed for each model. All air and sound ratings shall be certified by HVI. Unit to be U.L. listed.

SPECIFICATIONS

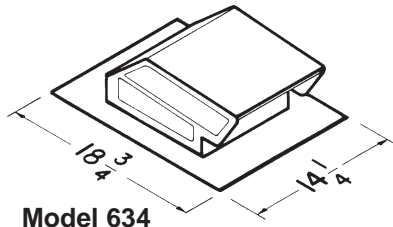
MODEL	APPLICATION	VOLTS	CFM	SONES	ROUGH-IN KIT
320	Interior - gas or electric ranges	120	420	6.0	420
323	Interior high capacity	120	1170	12.5	422
329H	Control Pack for Exterior Blower	120	—	—	Included



Broan-NuTone LLC, 926 West State Street, Hartford, WI 53027 (1-800-637-1453)
NuTone, Inc., 4820 Red Bank Road, Cincinnati, OH 45227 (1-800-543-8687)

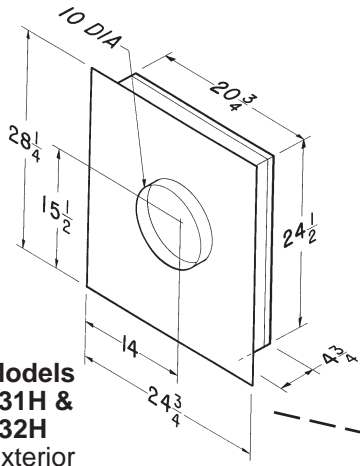
REFERENCE	QTY.	REMARKS	Project
			Location
			Architect
			Engineer
			Contractor
			Submitted By Date

CUSTOM HOOD BLOWER SYSTEM

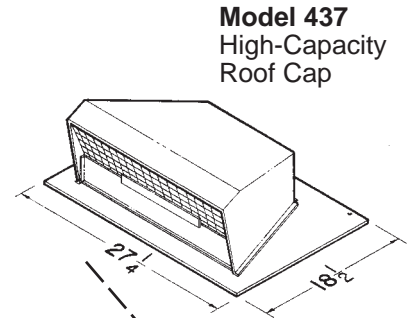


Model 634
Roof Cap

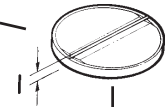
Straight ductwork sections (NOT SHOWN). 2 ft. lengths most common.



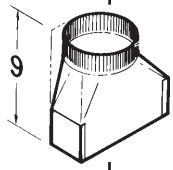
Models 331H & 332H
Exterior Blowers



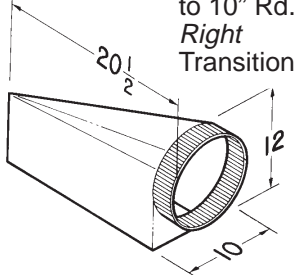
Model 437
High-Capacity Roof Cap



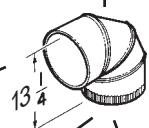
Model 421
10" Round Damper



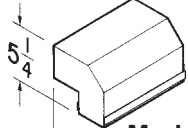
Models 411, 412H, 413
3 1/4" x 10" to 6", 7", 8" Round Transition



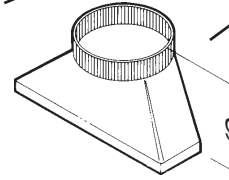
Model 454
4 1/2 x 18 1/2 to 10" Rd. Right Transition



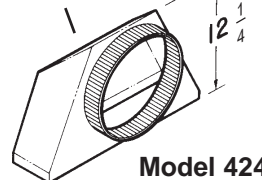
Model 418
10" Round 90° Elbow



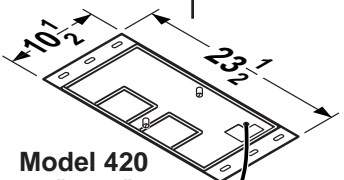
Model 428
3 1/4" x 10" 90° Elbow



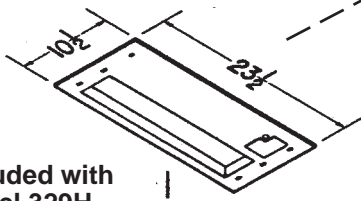
Model 423
4 1/2 x 18 1/2 to 10" Rd. Vertical Transition



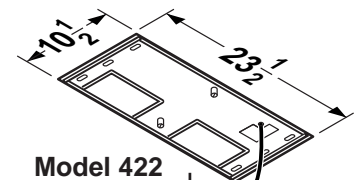
Model 424
4 1/2 x 18 1/2 to 10" Rd. Front/Rear Transition



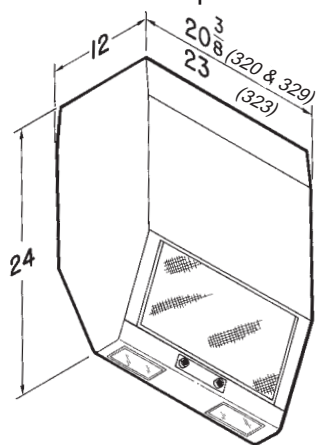
Model 420
3 1/4" x 10" Rough-in Plate



Included with Model 329H
4 1/2" x 18 1/2" Rough-in Plate



Model 422
4 1/2" x 18 1/2" Rough-in Plate



- Model 320** Interior Blower (420 cfm)
- Model 323** Interior Blower (1170 cfm)
- Model 329H** Interior Control Pack (for use with Models 331H & 332H)