

Vent-A-Lite®

Ceiling Fan-Light

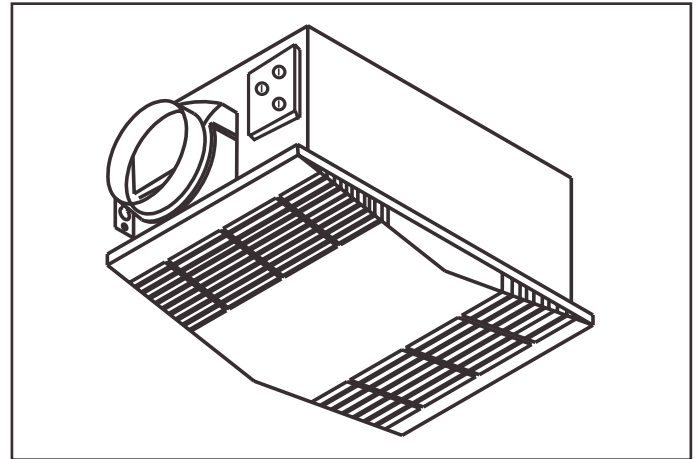
MODEL: 668RP

DESCRIPTION

- Efficient ventilation from quiet blower fan combined with bright ceiling light.
- Unbreakable light lens snaps on and off for easy relamping.
- Low profile grille.
- Adjustable hanger bars.
- Plug-in vent fan and light receptacle.
- Duct adapter included with built-in damper. Connects to 4" round duct.
- For your convenience, NuTone offers a complete line of accessories to adapt this unit to your construction requirements.

DESIGN FEATURES

- Air Delivery:** 70 CFM at 0.1" S.P.
Sound Level: 4.0 Sones.
Dimensions: **Housing:** 14³/₄" x 7⁷/₈" x 5⁵/₈".
Grille: 16¹/₄" x 9⁷/₈".
Ceiling Extension: 1¹/₄".
- Lamp:** 100 watt maximum (bulb not provided.)
- Material & Component Data:** **Housing:** Cold rolled steel, galvanized.
Grille: White textured polymeric.
Lens: White plastic.
Reflector: Aluminum.
- Motor:** 115vAC, 60 Hz, thermally protected, shaded pole.
- Impeller:** Polymeric, 4³/₄" dia. electronically balanced.
- Duct Size:** 4" diameter.
Electrical Rating: 120V, 60Hz, 2.0A.



INSTALLATION

- Adjustable hanger bars attach to 16" or 24" O.C. joists in new construction.
- Each unit includes complete Installation Instructions for both new and existing construction.
- Suitable for use over a tub or shower enclosure when installed in a GFI protected branch circuit.
- Type IC suitable for use under thermal insulation.

ARCHITECT'S SPECIFICATIONS

Ceiling Fan-Light Combination shall be Model 668RP as manufactured by NuTone according to listed specifications.

REFERENCE	QTY.	REMARKS	Project	
			Location	
			Architect	
			Engineer	
			Contractor	
			Submitted by	Date

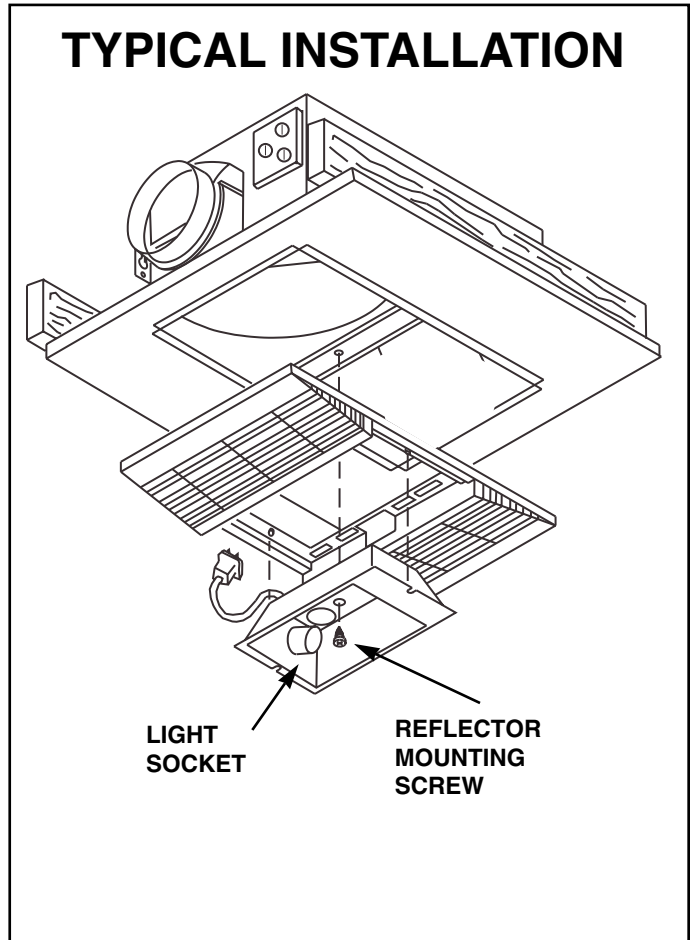


CERTIFIED TEST DATA

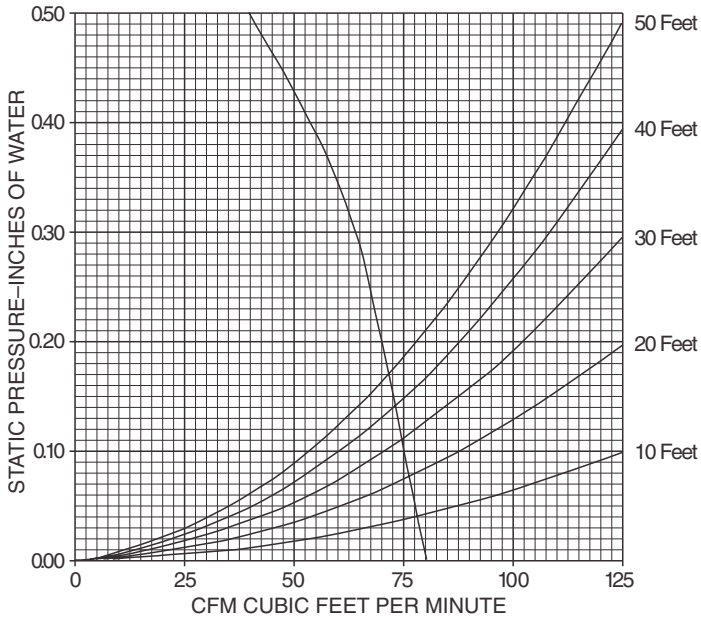
HVI-2100 CERTIFIED RATINGS comply with new testing technologies and procedures prescribed by the Home Ventilating Institute, for off-the-shelf products, as they are available to consumers. Product performance is rated at 0.1 in. static pressure, based on tests conducted in AMCA's state-of-the-art test laboratory. Sones are a measure of humanly-perceived loudness, based on laboratory measurements. This NuTone model is listed by Underwriters' Laboratories Inc.

The air delivery of a ventilating system may be determined by:

1. Determine the equivalent duct length for each 90 degree elbow by adding one foot of duct length for each inch of duct diameter, i.e., a 4 inch diameter duct elbow equals 4 feet equivalent duct length and an 8 inch diameter duct elbow equals 8 feet equivalent duct length.
2. Add the total straight length of duct and the equivalent length for each elbow to obtain the total equivalent duct length.
3. Locate the intersection of the fan performance curve and the total equivalent duct length curves and draw a vertical line down to the CFM scale and read the system air performance.
(NOTE: 3¼" x 10" duct equals 6 inch diameter duct.)



AIR PERFORMANCE CURVE
(4 In. Duct to 10 Foot Lengths)



STATIC PRESSURE INCHES OF WATER	0.05	0.1	0.15	0.2	0.25	0.3	0.35	0.4	0.45
CFM	77	75	72	70	67	64	60	54	47

Product specifications subject to change without notice.

NuTone, Inc., 4820 Red Bank Road, Cincinnati, Ohio 45227
Printed in U.S.A.