

Economy Fluorescent Fan-Light MODEL: 769RF

DESCRIPTION

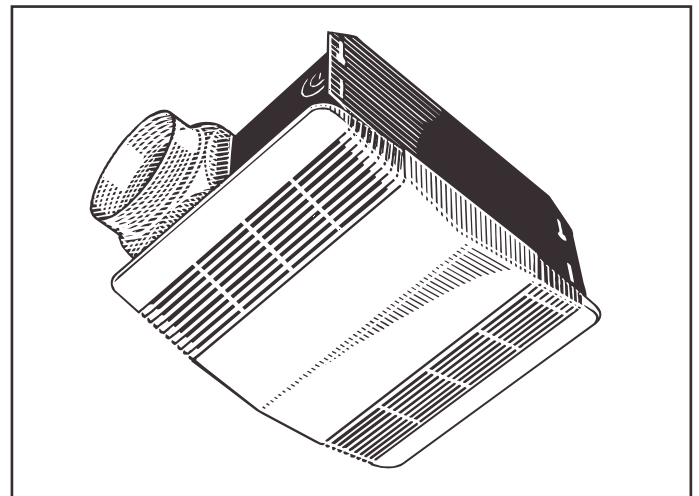
- Energy-saving Fluorescent Fan-Light Combination utilizes one (1) NEMA Type CFT 13W/GX23 13 watt compact fluorescent twin tube lamp (lamp must be purchased separately).
- White polymeric grille with break resistant polymeric lens.
- Quiet operation with molded polymeric duct collar and backdraft damper.
- 9" x 9" x 5³/₄" galvanized steel housing.
- Plug-in motor and light.
- Uses 4" duct.
- For baths up to 65 sq. ft., other rooms up to 85 sq. ft.
- Refer to NuTone's catalog for a complete listing of accessories to effectively adapt this Fan-Light Combination to your construction requirements.

DESIGN FEATURES

- Air Delivery:** 70 CFM at 0.10" S.P.
Sound Level: 3.0 Sones.
Dimensions: **Housing:** 9" x 9" x 5³/₄".
Grille: 10³/₄" x 12¹/₄".
Material & Finish: **Housing:** Galvanized steel.
Grille: White polymeric.
Motor: Shaded pole, thermally protected, 115vAC, 60 Hz, 1.1 amp.
Blower Wheel: One-piece polypropylene, 4³/₄" diameter.
Duct Size: 4" diameter.
Electrical Rating: 120 V, 60 Hz, 1.3 A.
Mounting: Mounting flanges provided.

ARCHITECT'S SPECIFICATIONS

Fluorescent Fan-Light Combination shall be NuTone Model Number 769RF as manufactured by NuTone according to listed specifications. Fan shall ventilate 70 CFM at 0.10 S.P. at a sound level of 3.0 Sones. Housing shall be 9" x 9" x 5³/₄" and connect to 4" duct.



INSTALLATION

- Not for use in kitchens.
- Complete installation instructions are included with each unit.
- Suitable for use over tub or shower when installed in a GFI protected branch circuit.
- Type IC for use with thermal insulation
- Not for use with solid state speed controls.

REFERENCE	QTY.	REMARKS	Project
			Location
			Architect
			Engineer
			Contractor
			Submitted by Date

CERTIFIED TEST DATA

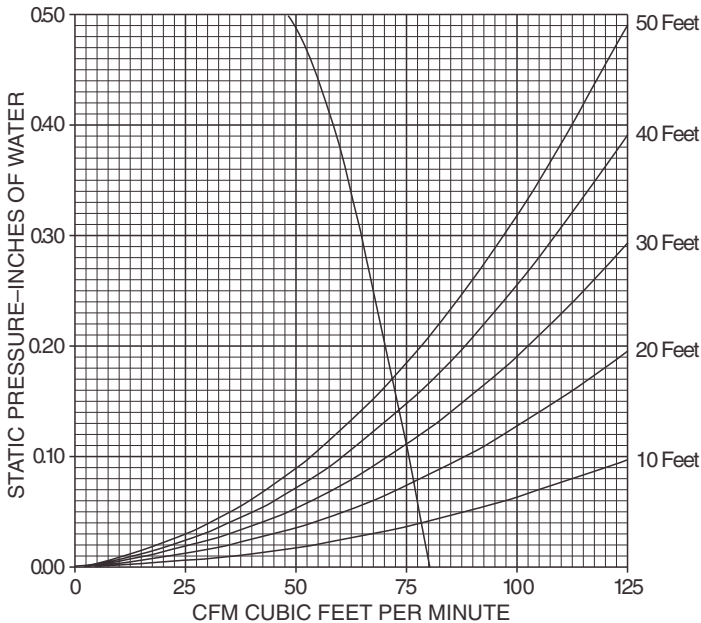


HVI-2100 CERTIFIED RATINGS comply with new testing technologies and procedures prescribed by the Home Ventilating Institute, for off-the-shelf products, as they are available to consumers. Product performance is rated at 0.1 in. static pressure, based on tests conducted in AMCA's state-of-the-art test laboratory. Sones are a measure of humanly-perceived loudness, based on laboratory measurements. This NuTone model is listed by Underwriters' Laboratories Inc.

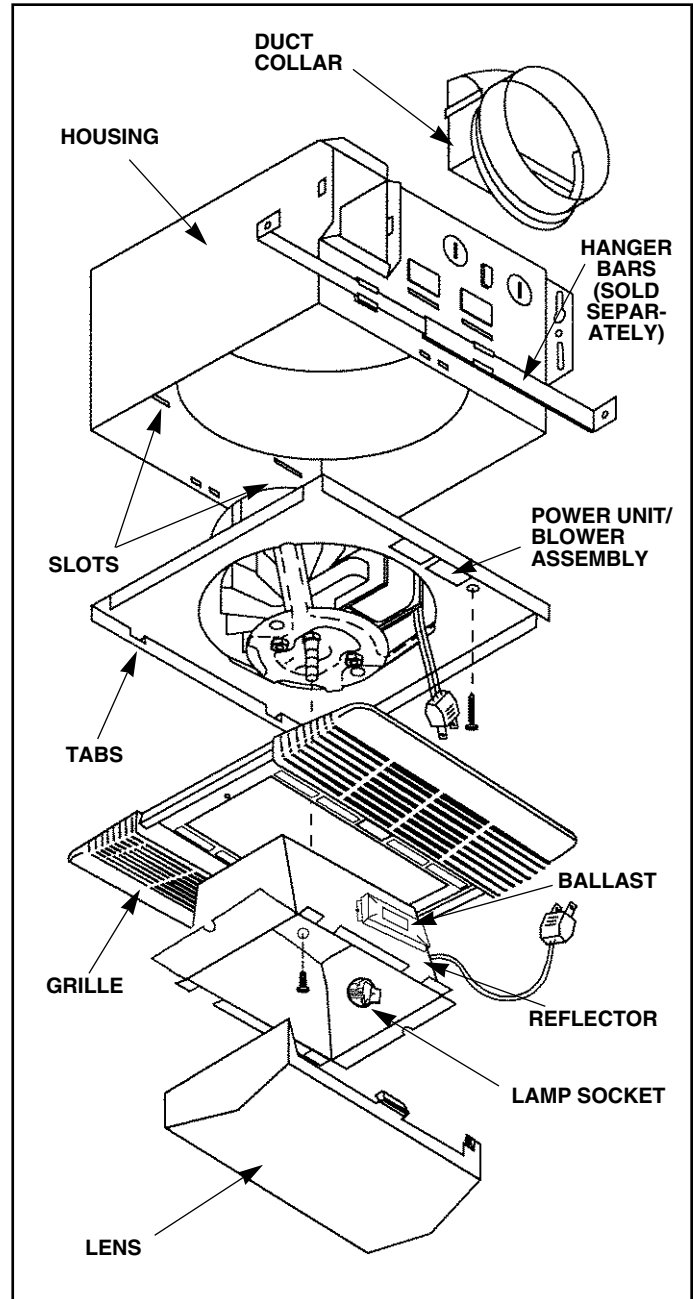
The air delivery of a ventilating system may be determined by:

1. Determine the equivalent duct length for each 90 degree elbow by adding one foot of duct length for each inch of duct diameter, i.e., a 4 inch diameter duct elbow equals 4 feet equivalent duct length and an 8 inch diameter duct elbow equals 8 feet equivalent duct length.
2. Add the total straight length of duct and the equivalent length for each elbow to obtain the total equivalent duct length.
3. Locate the intersection of the fan performance curve and the total equivalent duct length curves and draw a vertical line down to the CFM scale and read the system air performance.
(NOTE: 3 1/4" x 10" duct equals 6 inch diameter duct.)

AIR PERFORMANCE CURVE
(4 In. Duct to 10 Foot Lengths)



STATIC PRESSURE INCHES OF WATER	0.05	0.1	0.15	0.2	0.25	0.3	0.35	0.4	0.45
CFM	77	75	73	70	68	65	62	58	54



Product specifications subject to change without notice.