

# RANGEMASTER<sup>®</sup> BLOWER / ROUGH-IN KITS AND DUCTING ACCESSORIES

For use with Broan  
RM60000 Series  
Range Hoods

Provides high ventilation and durable construction to meet the needs of professional-quality home cooktops.

**FEATURES**

**BLOWERS:**

**Model RM325H ★**

- 600 cfm, 120 VAC, 3.3 Amps
- Interior-mounted, single-wheel design - attaches to rough-in plate
- Includes Rough-in Kit.
- Uses 7" round duct (purchase separately)

**Model RM326H ★**

- 1200 cfm, 120 VAC, 5.0 Amps
- Interior-mounted, dual-wheel design - attaches to rough-in plate
- Includes Rough-in Kit.
- Requires 4½ x 18½ to 10" round transition and 10" round duct (purchase separately)

**Model 331H / 332H / 335 / 336**

- 600 / 900 / 1200 / 1500 cfm
- 120 VAC, 2.3 / 5.8 / 3.0 / 3.8 Amps
- Exterior-mounted, all aluminum construction
- Use with 10" round duct (purchase separately)
- Requires Model 332KR Rough-In Kit (purchase separately)

**SPECIFICATIONS**

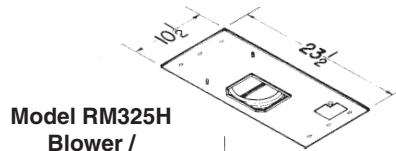
MODEL	VOLTS	HZ	AMPS	CFM	DUCT
RM325H	120	60	3.3	600	7" Rd.
RM326H	120	60	5.0	1200	4½" x 18"
331H	120	60	2.3	600	10" Rd.
332H	120	60	5.8	900	10" Rd.
335	120	60	3.0	1200	10" Rd.
336	120	60	3.8	1500	10" Rd.



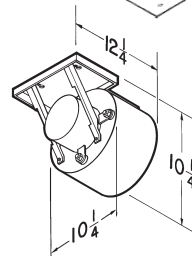
HVI-2100 CERTIFIED RATINGS comply with new testing technologies and procedures prescribed by the Home Ventilating Institute, for off-the-shelf products, as they are available to consumers. Product performance is rated at 0.1 in. static pressure, based on tests conducted in AMCA's state-of-the-art test laboratory. Sones are a measure of humanly-perceived loudness, based on laboratory measurements.



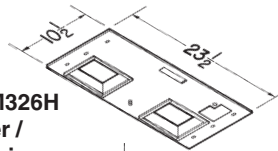
**Broan-NuTone LLC**, 926 West State Street, Hartford, WI 53027 (1-800-637-1453)  
**NuTone, Inc.**, 4820 Red Bank Road, Cincinnati, OH 45227 (1-800-543-8687)  
**Broan-NuTone Canada, Inc.**, 1140 Tristar Drive, Mississauga, Ontario L5T 1H9 (1-888-882-7626)



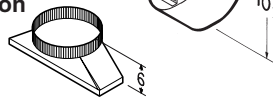
**Model RM325H  
Blower /  
Rough-in  
Kit**



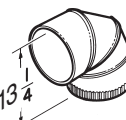
**Model RM326H  
Blower /  
Rough-in  
Kit**



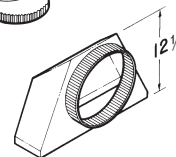
**Model 427  
4½ x 18½ to 10" Rd.  
Vertical Transition**



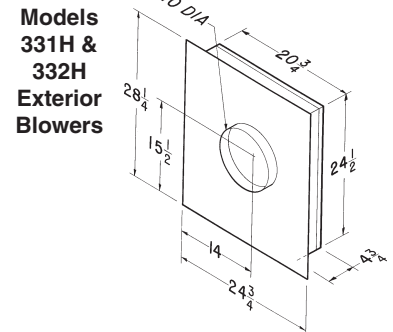
**Model 423  
4½ x 18½ to 10" Rd.  
Vertical Transition**



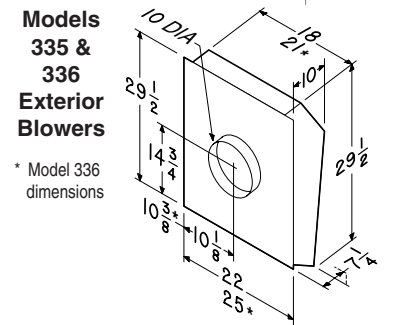
**Model 418  
10" Round  
90° Elbow**



**Model 424  
4½ x 18½ to 10" Rd.  
Front/Rear Transition**

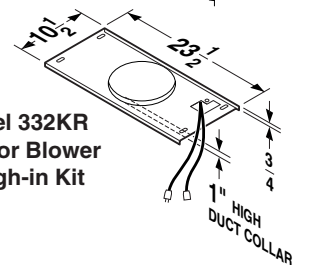


**Models  
331H &  
332H  
Exterior  
Blowers**

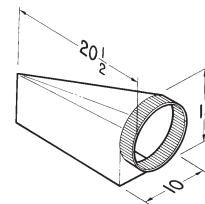


**Models  
335 &  
336  
Exterior  
Blowers**

\* Model 336 dimensions



**Model 332KR  
Exterior Blower  
Rough-in Kit**



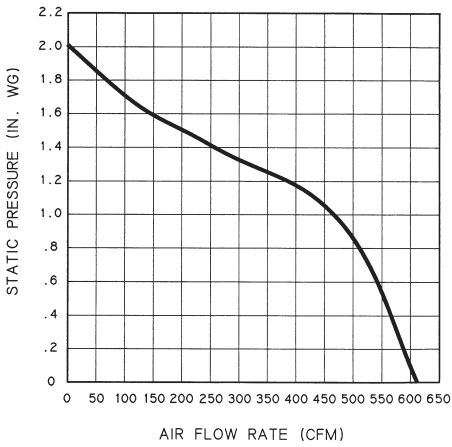
**Model 453  
4½ x 18½  
to 10" Rd.  
Left  
Transition  
(shown)**

**Model 454  
4½ x 18½  
to 10" Rd.  
Right  
Transition  
(not shown)**

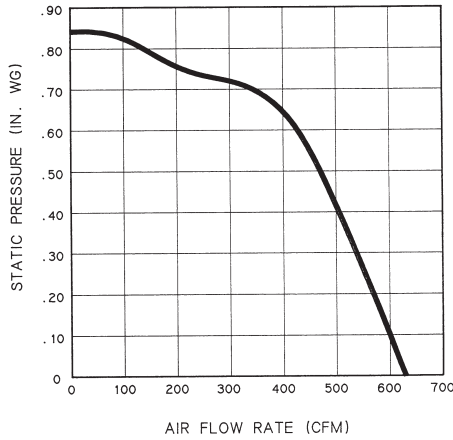
REFERENCE	QTY.	REMARKS	Project
			Location
			Architect
			Engineer
			Contractor
			Submitted By <span style="float: right;">Date</span>

# PERFORMANCE RATINGS

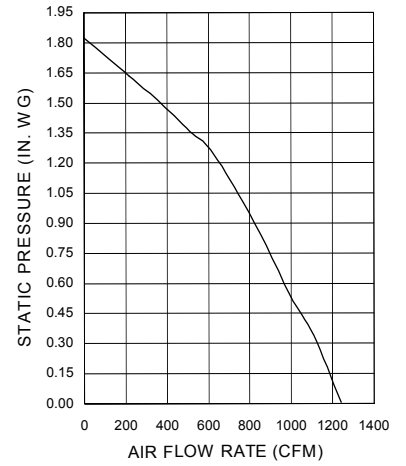
**MODEL RM325H  
BLOWER**



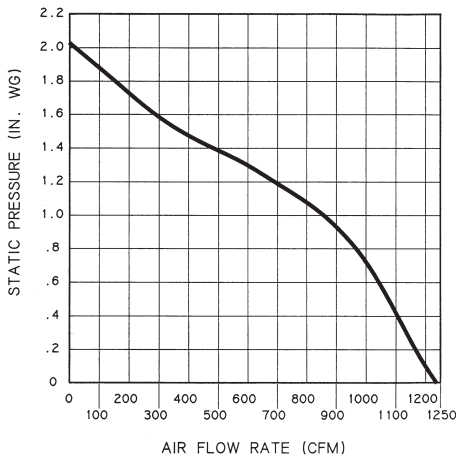
**MODEL 331H  
EXTERIOR BLOWER**



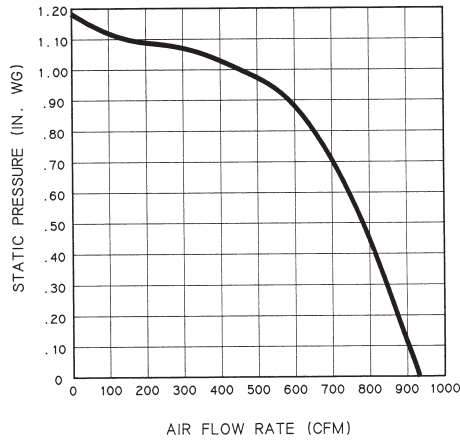
**MODEL 335  
EXTERIOR BLOWER**



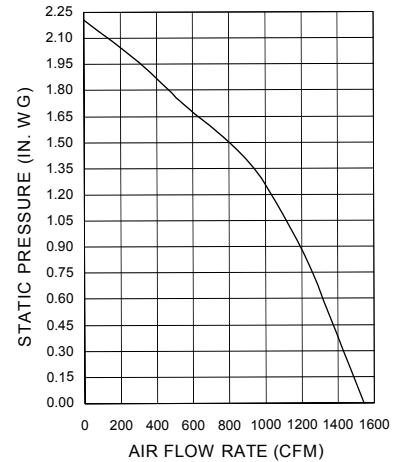
**MODEL RM326H  
BLOWER**



**MODEL 332H  
EXTERIOR BLOWER**



**MODEL 336  
EXTERIOR BLOWER**



## \* INSTALLATION NOTE

The Models RM325H & RM326H Blowers may be compatible with “older” 60000 Series Rangemaster® Hoods. Refer to specific hood installation instructions for details.